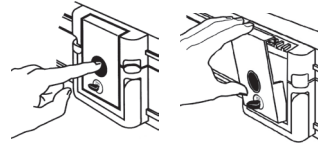


## Opening Your Safe

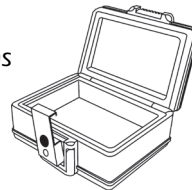
1. Insert the key (2 included) into the lock and then turn clockwise to the right.



2. Push the large button and the locking latch will open and spring forward.

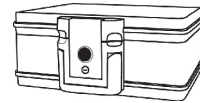


3. Once the latch has cleared the lip that it was secured to, you can open the Firesafe lid.

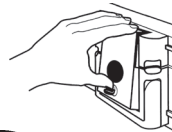


## Closing Your Safe

1. Close the lid, making sure that the contents do not obstruct the seal.



2. Push the latch back and down onto the lid clasp, and snap the latch into the closed position.



3. Turn the key counter-clockwise to the left, and remove key. Your safe is now locked.



## Assembling Wheels (Model 2037WF only)

If your safe includes Easy Roller™ Wheels, follow the simple assembly instructions included in the box. For your safety, the instructions printed on the wheel cart should be upright and facing outward.

After assembly, carefully place the safe onto the wheel cart. Do not sit or stand on the Easy Roller™ Wheels. The maximum weight supported is 85 lbs (38.6 kg).

## LIFETIME AFTER FIRE REPLACEMENT GUARANTEE

If your First Alert® Firesafe is ever damaged by a fire, BRK will replace it with a comparable model at no charge to the consumer. Freight on the replacement unit is not included in the guarantee and must be paid by the consumer.

For claims, submit your name and address, a photo of the damaged safe along with its Model Number, and a copy of the Fire Department report to BRK Consumer Affairs as proof of loss. Once the information is received, Consumer Affairs will contact you with further instructions.

## LIMITED WARRANTY

BRK Brands, Inc., ("BRK") warrants that for a period of five (5) years from the date of purchase, this product will be free from defects in material and workmanship. BRK, at its sole option, will repair or replace this product or any component of the product found to be defective during the warranty period. Replacement or repair will be made with a new or remanufactured product or component. If the product is no longer available, replacement may be made with a similar product of equal or greater value. This is your exclusive warranty.

This warranty is only valid for the original retail purchaser from the date of initial retail purchase and is not transferable. You must keep the original sales receipt. Proof of purchase is required to obtain warranty performance. BRK dealers, service centers, or retail stores selling this product do not have the right to alter, modify or in any way change the terms and conditions of this warranty.

This warranty does not apply to the finish on the product. This warranty does not cover normal wear and tear of parts or damage resulting from any of the following: negligent use or misuse of the product, use contrary to the operating instructions, disassembly, repair or alteration by anyone other than BRK or an authorized service center, improper installation, or exposure to extremes of heat or humidity. Further, the warranty does not cover Acts of God, such as fire, flood, hurricanes and tornadoes.

BRK shall not be liable for any incidental or consequential damages caused by the breach of any express or implied warranty. BRK is also not responsible for: costs associated with removing or installing the product; damage or loss of the contents of the product; nor for the unauthorized removal of the contents; or damages incurred during shipment.

Except to the extent prohibited by applicable law, any implied warranty of merchantability or fitness for a particular purpose is limited in duration to the duration of the above Warranty Period. Some states, provinces or jurisdictions do not allow the exclusion or limitation of incidental or consequential damages or limitations on how long an implied warranty lasts, so the above limitations or exclusion may not apply to you. This warranty gives you specific legal rights, and you may also have other rights that vary from state to state, or province to province, or jurisdiction to jurisdiction.

# First Alert®



## THE FIRE PROTECTOR®

Model 2011F / 2011EF

## WATERPROOF FIRE PROTECTOR™

Model 2012F / 2012EF

Model 2014F / 2014EF

Model 2013F / 2013EF

Model 2018F / 2018EF

Model 2017F / 2017EF

Model 2038F / 2038EF

Model 2036F / 2036EF

Model 2037F / 2037EF

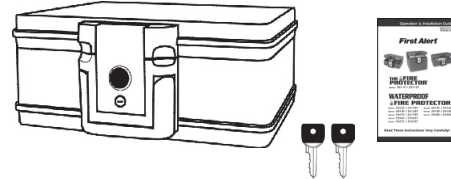
**Read These Instructions Very Carefully!**

**Congratulations!**

Your new First Alert® Firesafe will provide years of safe and secure storage for valuables and important documents. Your safe has been built with the highest manufacturing standards to ensure maximum user satisfaction under a variety of conditions.

**Package Contents**

- 1 First Alert® Firesafe
- 1 Operation & Installation Guide
- 2 Entry Keys



**Proper Use of Your Safe**

**Firesafes** protect paper records and other valuable documents. U.L. testing shows that the interior temperature remains below 350°F (177°C) for 30 minutes during a fire up to 1550°F (843°C). Your Firesafe is protected by our Lifetime After Fire Replacement Guarantee. Please see details in that section.

**Moisture Warning** We recommend that you place delicate items such as pictures or intricate jewelry into an air-tight container **before** storing them in your safe. Avoid placing your safe in areas of high humidity. For optimum performance, the safe should be opened and aired out for at least 20 minutes every two weeks.

To clean your safe, wash off with a damp cloth and dry. Never use paint thinners or chemical solvents, as they can permanently damage the finish.

**Important: ALWAYS STORE SAFE FLAT**

Always store your safe in a flat horizontal position so that the contents remain protected during a fire. Storing the unit on the sides or ends **WILL NOT PROTECT CONTENTS** during a fire.



**For Your Protection**

- Always store keys away from (AND NEVER INSIDE) safe.
- Save this manual and NEVER keep it inside the safe.

**Important: DO NOT RETURN SAFE TO STORE**

If you have any questions pertaining to proper use, DO NOT RETURN safe to the store. Please Contact Consumer Affairs at 1-800-223-8566 (USA & Canada).

**Your Safe's Unique Identification Numbers**

When contacting Consumer Affairs, you should be prepared to supply some important information that specifically identifies your safe. This information is extremely important to assuring prompt and accurate assistance.

It is strongly recommended that you identify and record the following information in the "Safe Identification Record" form located on the bottom of this page.

**Model Number**

The First Alert® Home and Office Security Safes product line consists of many different models, each identified by a specific Model #. Every model is manufactured with unique capabilities and features that may require specific solutions to a variety of difficulties that occasionally occur.

**Key Number**

The Key # is necessary to identify the specific configuration of the key and lock cylinder components of your safe. If a key becomes damaged or misplaced, the Key # is absolutely required to provide you with a replacement key.

**Locating Key Number**

The Key numbers are engraved on the keys and around the lock cylinder.

**Your Safe Identification Record**

Record all Safe Identification Numbers below:

Model Number \_\_\_\_\_

Key Number \_\_\_\_\_

**How to Contact Us**

Phone: **1-800-223-8566 (USA and Canada)**  
Monday through Friday, 7:30 am to 4:30 pm Pacific Standard Time

**Mail:**

Attn: Consumer Affairs Dept.  
BRK / SISCO  
2835 E. Ana Street  
Rancho Dominguez, CA 90221

**EUROPE**

email: customerserviceeurope@siscoproducts.com

**Ordering Replacement Keys**

If a key becomes misplaced or you would like additional keys, you may conveniently purchase them from our Consumer Affairs Department. You must supply the following information to assure accurate processing:

- Name / Address / Telephone
- Safe Model Number / Serial Number
- Key Number (located on the key and on the Key lock)
- Number of keys requested
- E-mail address if available

In the USA, replacement keys are available for a fee and credit card orders are accepted by telephone or via our web site. Checks or Money Orders are required for orders received by mail and should be made payable to SISCO. Contact our Consumer Affairs Department for costing information prior to ordering.